


Beginning And Ending Sounds Cut Out Puzzles

Grade 1 & 2



- Cut the **sh** Beginning puzzle around the line and put them together.
- And colour the pictures.




Beginning And Ending Sounds Cut Out Puzzles

Grade 1 and 2 students can, practices learning sh, ch, wh, th beginning and ending sounds.

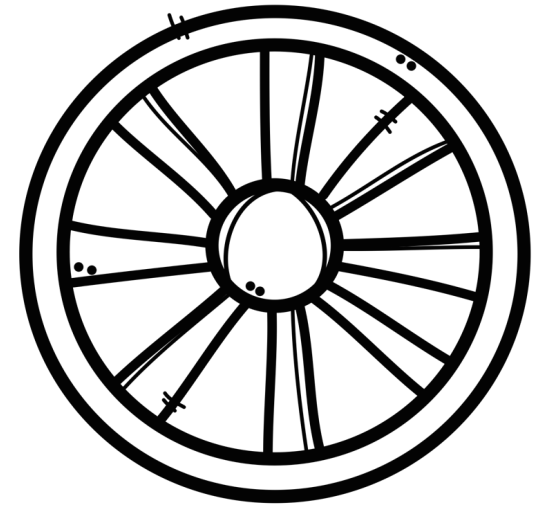

Cut out all the pieces put them Together, have students to colour the pictures




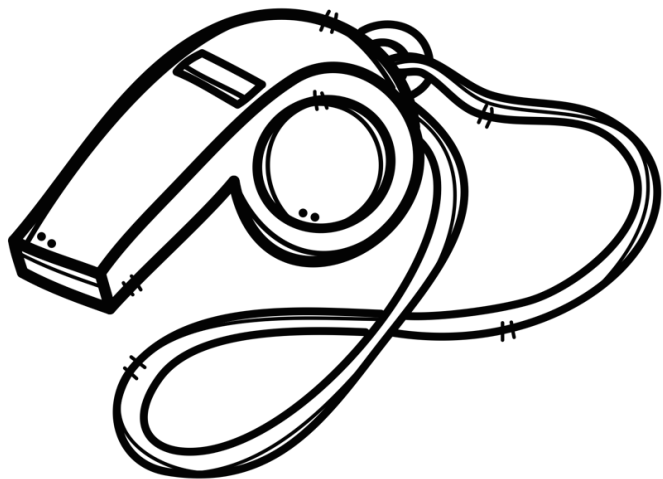
- Cut the sh Beginning puzzle around the line and put them together.
- And colour the pictures.





- Cut the wh Beginning puzzle around the line and put them together.
- And colour the pictures.




wh




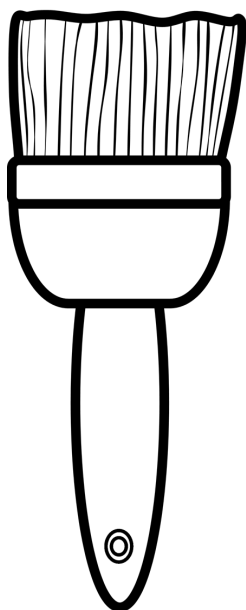
- Cut the sh Beginning puzzle around the line and put them together.
- And colour the pictures.



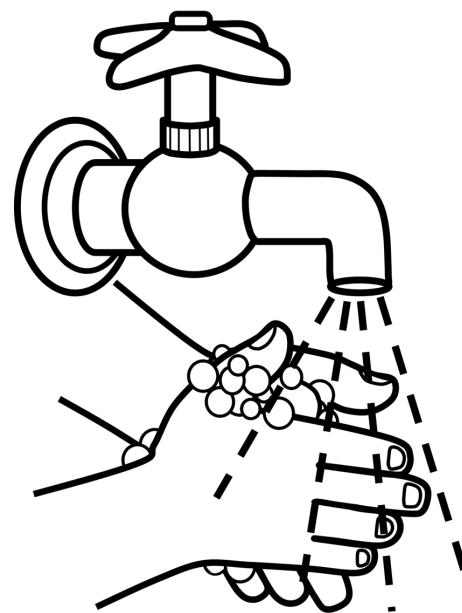
sh




- Cut the sh Ending puzzle around the line and put them together.
- And colour the pictures.





sh



- Cut the th Beginning puzzle around the line and put them together.
- And colour the pictures.





th





- Cut the th Ending puzzle around the line and put them together.
- And colour the pictures.





th



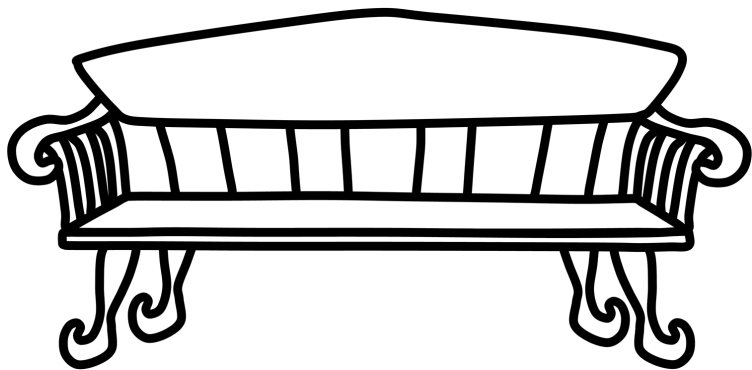
- Cut the ch Beginning puzzle around the line and put them together.
- And colour the pictures.



ch



- Cut the ch Ending puzzle around the line and put them together.
- And colour the pictures.



ch

