

Eid Mubarak Paper Loot Bag Craft



Supplies will need

1. 2 Colour cardstock paper
2. Glue
3. Ribbon
4. Scissors
5. Eid Mubarak letters print out.

2, colour cardstock paper for front and back.

Front colour cardstock paper draws a line 2 cm and cut in half.






3 colour paper to make side and bottom pocket for opening.

Cut 2 cm colour paper fold front and back. In the between of the colour paper is opening have some space to put loot stuff inside.

Decorating front cover any design you like.

Print out the Eid Mubarak letters.

Hole punch back colour cardstock paper add ribbon.



Colour the letters and
glue it on front colour
cardstock paper.