





K-1

I see a
Farm Animals
Booklet



I See A Farm Animals Booklet

- Have the student' to cut out all the pages and staple or glue them together to make an I See A Farm Animals Booklet.
- Students should able to read the animals.
- Colour the farm animals and animal's names.




Happy Learning!

I See A Farm Animals Booklet

- Cut out all the pages and staple or glue them together.
- Colour the words and animals.

STAPLE OR
GLUE


I See A



Farm Animals

STAPLE OR
GLUE

I See a




Horse

I See A Farm Animals Booklet

- Cut out all the pages and staple or glue them together.
- Colour the words and animals.

STAPLE OR
GLUE

I See a



Chicken

STAPLE OR
GLUE

I See a




Rabbit

I See A Farm Animals Booklet

- Cut out all the pages and staple or glue them together.
- Colour the words and animals.

STAPLE OR
GLUE


I See a



Goat

STAPLE OR
GLUE

I See a




Turkey

I See A Farm Animals Booklet

- Cut out all the pages and staple or glue them together.
- Colour the words and animals.

STAPLE OR
GLUE


I See a



Cow

STAPLE OR
GLUE

I See a




Donkey

I See A Farm Animals Booklet

- Cut out all the pages and staple or glue them together.
- Colour the words and animals.

STAPLE OR
GLUE


I See a



Duck

STAPLE OR
GLUE

I See a




Sheep

I See A Farm Animals Booklet

- Cut out all the pages and staple or glue them together.
- Colour the words and animals.

STAPLE OR
GLUE

I See a



Hen

STAPLE OR
GLUE