

# Writing Short Story Grade 1 & 2



# Writing Short Story

Grade 1 & 2 can write a short story about what is happening in this picture.

Students can use their own words to create a short story looking at the picture.

Add a title for the story.

Colour the picture.

Short story Example below.

## Joe Ride Kayak



Joe loves to ride his new kayak.  
Joe having fun and enjoying riding down the big water hill.  
Joe looks happy that he know how to ride his new kayak down the hill.

- Write a short story about what is happening in this picture.
- Add a title for the short story.
- Colour the picture.

-----

-----

Add title



-----

-----

-----



Handwriting practice lines consisting of solid top and bottom lines with a dashed midline. There are 10 such sets of lines arranged vertically down the page.

- Write a short story about what is happening in this picture.
- Add a title for the short story.
- Colour the picture.

Large dashed rectangular box for writing a short story.

Add title



Three horizontal lines for writing a title: a solid top line, a dashed middle line, and a solid bottom line.



Handwriting practice lines consisting of solid top and bottom lines with a dashed midline. There are 10 such sets of lines arranged vertically on the page.

- Write a short story about what is happening in this picture.
- Add a title for the short story.
- Colour the picture.

Large dashed rectangular box for writing a short story.

Add title



Three horizontal lines for writing a title: a solid top line, a dashed middle line, and a solid bottom line.



Handwriting practice lines consisting of solid top and bottom lines with a dashed midline. There are 10 sets of these lines arranged vertically on the page.



- Write a short story about what is happening in this picture.
- Add a title for the short story.
- Colour the picture.

-----

-----

Add title



---

---

---




Handwriting practice lines consisting of solid top and bottom lines with a dashed midline. There are 10 such sets of lines arranged vertically down the page.

- Write a short story about what is happening in this picture.
- Add a title for the short story.
- Colour the picture.

-----

-----

Add title



-----

-----

-----



Handwriting practice lines consisting of solid top and bottom lines with a dashed midline. There are 10 such sets of lines arranged vertically down the page.

- Write a short story about what is happening in this picture.
- Add a title for the short story.
- Colour the picture.

-----

-----

Add title



-----

-----

-----



Handwriting practice lines consisting of solid top and bottom lines with a dashed midline. There are 10 such sets of lines arranged vertically down the page.

- Write a short story about what is happening in this picture.
- Add a title for the short story.
- Colour the picture.

A large dashed rectangular box intended for writing a short story.

Add title



Three horizontal lines for writing a title: a solid top line, a dashed middle line, and a solid bottom line.



Handwriting practice lines consisting of solid top and bottom lines with a dashed midline. There are 10 such sets of lines arranged vertically down the page.




- Write a short story about what is happening in this picture.
- Add a title for the short story.
- Colour the picture.

-----

-----

-----

Add title



-----

-----

-----



Handwriting practice lines consisting of solid top and bottom lines with a dashed midline. There are 10 such sets of lines arranged vertically down the page.

- Write a short story about what is happening in this picture.
- Add a title for the short story.
- Colour the picture.

-----

-----

Add title



-----

-----

-----




Handwriting practice lines consisting of solid top and bottom lines with a dashed midline. There are 10 such sets of lines arranged vertically down the page.

- Write a short story about what is happening in this picture.
- Add a title for the short story.
- Colour the picture.

A large dashed rectangular box intended for writing a short story.

Add title



Three horizontal lines for writing a title: a solid top line, a dashed middle line, and a solid bottom line.



Handwriting practice lines consisting of solid top and bottom lines with a dashed midline. There are 10 such sets of lines arranged vertically down the page.

- Write a short story about what is happening in this picture.
- Add a title for the short story.
- Colour the picture.

-----

-----

Add title



-----

-----

-----



Handwriting practice lines consisting of solid top and bottom lines with a dashed midline. There are 10 sets of these lines arranged vertically on the page.